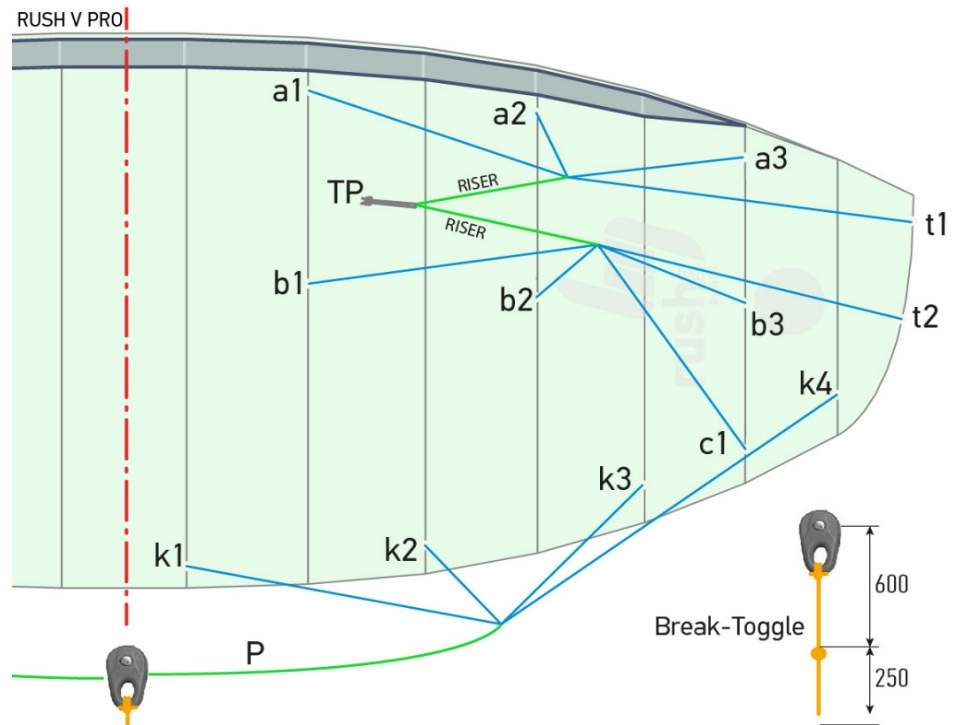

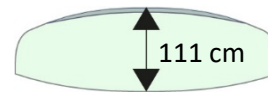
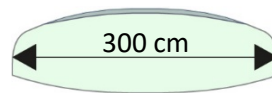


Waageschema | Bridlescheme



■ corded Dyneema 45 daN | blue | sewn
■ corded Dyneema 150 daN | green | sewn



Waagemaße | Bridle Dimensions

Waageleine Bridleline	Länge Length	[mm]	
a1	1270		
a2	1070		
a3	870		
b1	1305		
b2	1120		
b3	905		
c1	1010		
t1	655		
t2	705		
k1	1010		
k2	860		
k3	755		
k4	750		
P	1500		
Riser	250		

Spannweite | Wingspan 300 cm
Höhe | Height 111 cm
Fläche | Sail area 2,75 m²
Windbereich | Windrange 2-6 Bft. (8-45 km/h, 5-28 mph, 4-24 knots)

Segelmaterial | sailmaterial

Oberseite | upper skin: 40D Ripstop Nylon
 Unterseite | lower skin: 70D Ripstop Polyester
 Profile | ribs: 70D Ripstop Polyester | white
 V-Profil | v-rips: 70D Ripstop Polyester | white

Flugleinen | Flying lines

Frontlines: Dyneema LIROS 160 daN / 2 x 20 m / sewn loops
 Safety: Dyneema LIROS 120 daN / 1 x 20 m / sewn loops

Accessories

Tasche / Anleitung / Hang Tag /
 Winder mit Flugleinen / Controlbar (50 cm)
 Bag / Manual / Hang Tag / Winder with
 flyinglines controlbar (50 cm)



TP (Tow Point) ø3 mm cored polyester
red on left side
black on right side