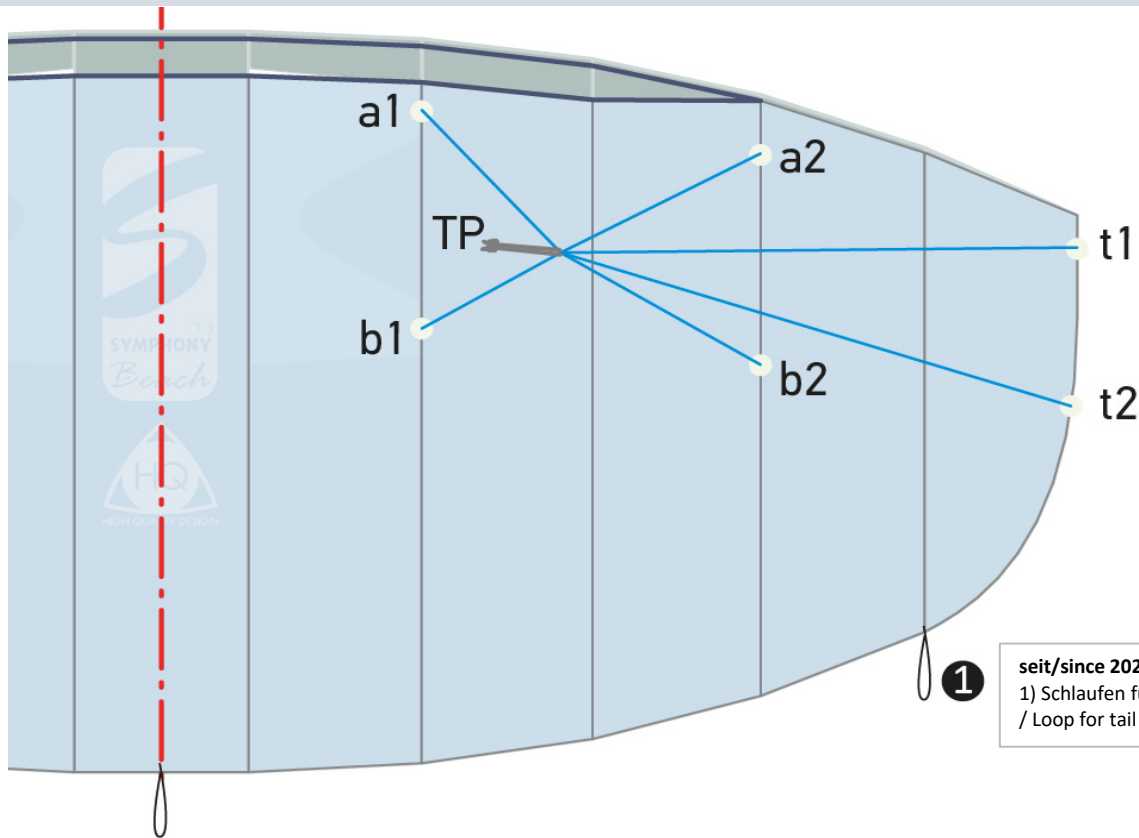


### Waageschema | Bridlescheme



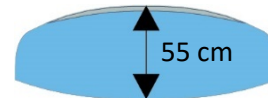
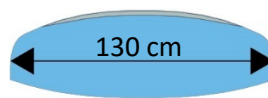
**1** seit/since 2021  
1) Schlaufen für Schwanzbefestigung / Loop for tail attachment

braided polyester 500D\*8 | 25 kp | white

### Waagemaße | Bridle Dimensions

Waageleine Bridleline	Länge Length	[mm]
a1	590	
a2	465	
b1	605	
b2	490	
t1	295	
t2	350	

TP (Tow Point) ø1.8 mm 70 kp cored polyester / red on left side, black on right side



**Spannweite | Wingspan** 130 cm  
**Höhe | Height** 55 cm  
**Fläche | Sail area** 0,60 m<sup>2</sup>  
**Windbereich | Windrange** 2-6 Bft. (10-49 km/h, 6-31 mph)

### Segelmaterial | sailmaterial

Oberseite | upper skin: 70D Ripstop Polyester  
 Unterseite | lower skin: 70D Ripstop Polyester  
 Profile | ribs: 70D Ripstop Polyester | white  
 V-Profil | v-rips: 70D Ripstop Polyester | white

### Flugleinen | Flying lines

Polyester 45 daN / 2 x 25 m / knotted loops



### Accessories

Tasche / Anleitung / Hang Tag / Winder und Schlaufen  
 Bag / Manual / Hang Tag / Winder and wrist straps

